


# IMAGE SUPER-RESOLUTION USING DEEP CONVOLUTIONAL NETWORKS

---

BY CHAO DONG, ET AL. (2014)

PRESENTED BY:ALAN ZHENG



# THE PROBLEM

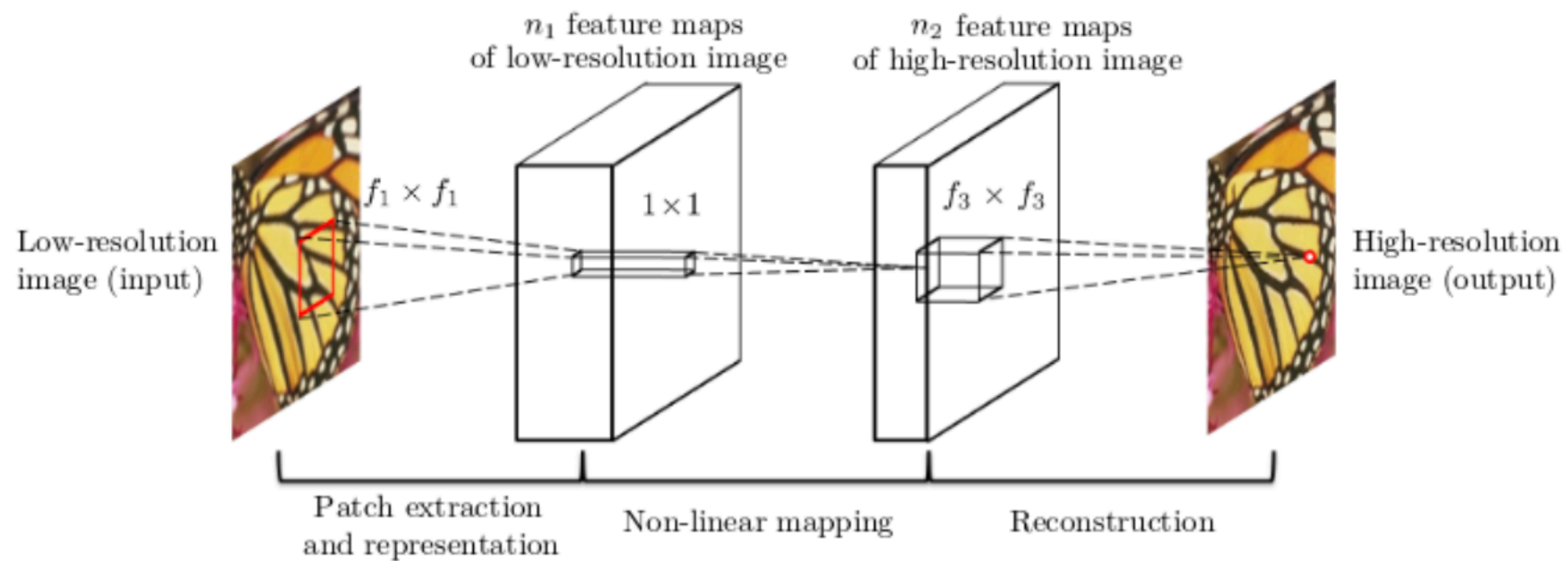
---

- Deep CNN that learns the end-to-end mapping of low-resolution to high-resolution images
- Given image  $X$ ,  $(m*n*c)$  pixels in size
- Scale by factor  $k$  to image  $Y$ ,  $(km*kn*c)$  in size
- $F(X)=Y$
- More data from less,  $k^2$  times each pixel
- Resolution images have higher perception to noise
  - Generating a perfect mapping is difficult

# PROCESS

---

- Preprocessing
  - Up-scales LR image to desired HR size
  - Bicubic/spline interpolation
- Feature extraction
  - Extracts a set of feature maps from the up-scaled LR image.
  - Represents each patch of the LR image as a high-dimensional vector, vectors comprise the feature maps
- Non-linear mapping
  - Maps the feature maps representing LR to HR patches.
- Reconstruction
  - Produces the HR image from HR patches.





$$F_1(\mathbf{Y}) = \max(0, W_1 * \mathbf{Y} + B_1)$$

$$F_2(\mathbf{Y}) = \max(0, W_2 * F_1(\mathbf{Y}) + B_2)$$

$$F(\mathbf{Y}) = W_3 * F_2(\mathbf{Y}) + B_3$$

# METRICS

- MSE
  - Mean Squared Error

$$MSE = \frac{\sum_{i,j=1}^{km,kn} \|Y_{true} - Y_{pred}\|^2}{km * kn}$$

- PSNR
  - Peak Signal to Noise Ratio

$$PSNR = 10 \log_{10} \left( \frac{R^2}{MSE} \right)$$

- MOS
  - Mean Opinion Score
  - Opinions/user ratings on the same image being processed by different algorithms

- SSIM
  - Structural Similarity Index
  - Takes into account, the image degradation (change) across luminance ( $l$ ), contrast ( $c$ ) as well as structure ( $s$ ).

$$SSIM(x, y) = [l(x, y)^\alpha \cdot c(x, y)^\beta \cdot s(x, y)^\gamma]$$

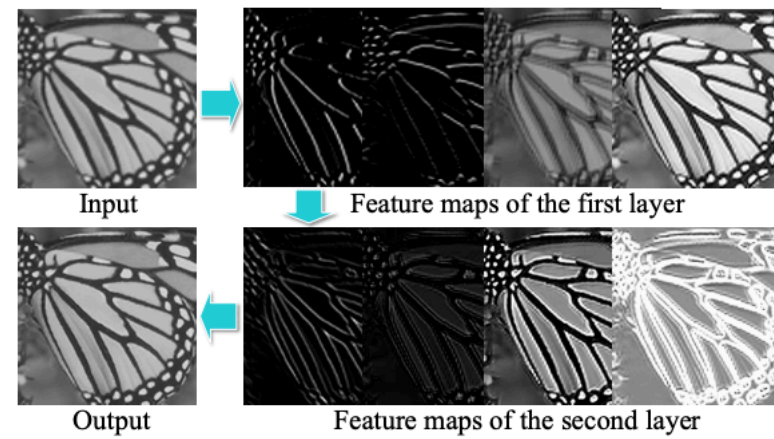

$$l(x, y) = \frac{2\mu_x\mu_y + c_1}{\mu_x^2 + \mu_y^2 + c_1} \quad c(x, y) = \frac{2\sigma_x\sigma_y + c_2}{\sigma_x^2 + \sigma_y^2 + c_2} \quad s(x, y) = \frac{\sigma_{xy} + c_3}{\sigma_x\sigma_y + c_3}$$

# TRAINING

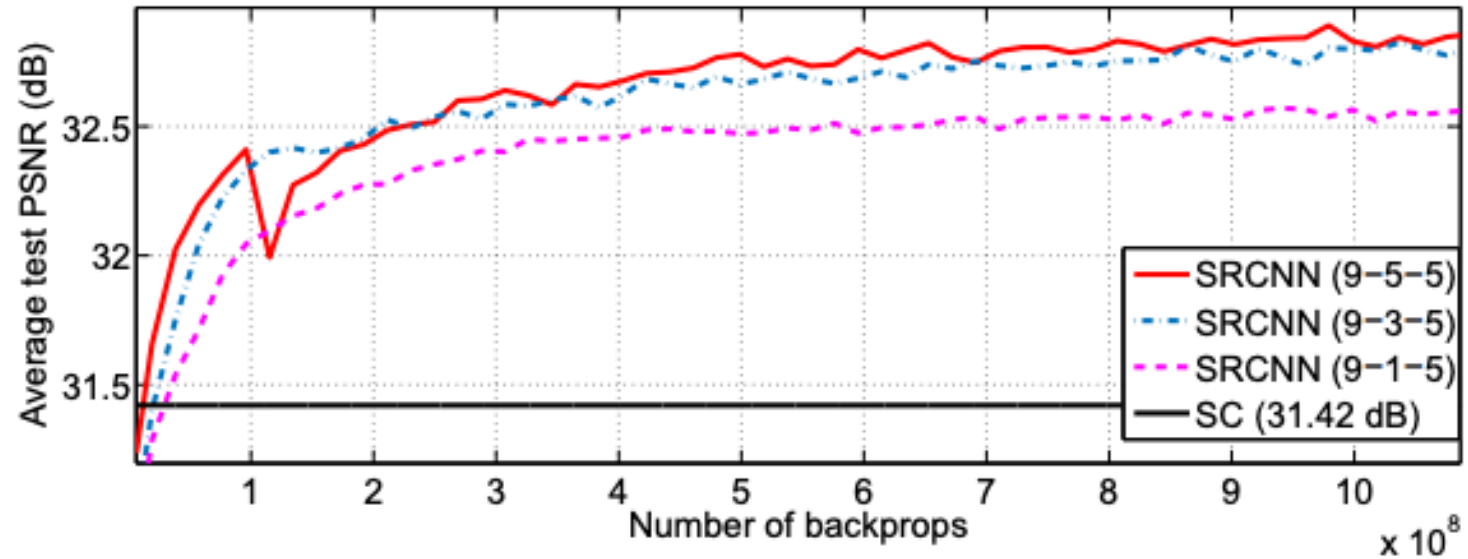
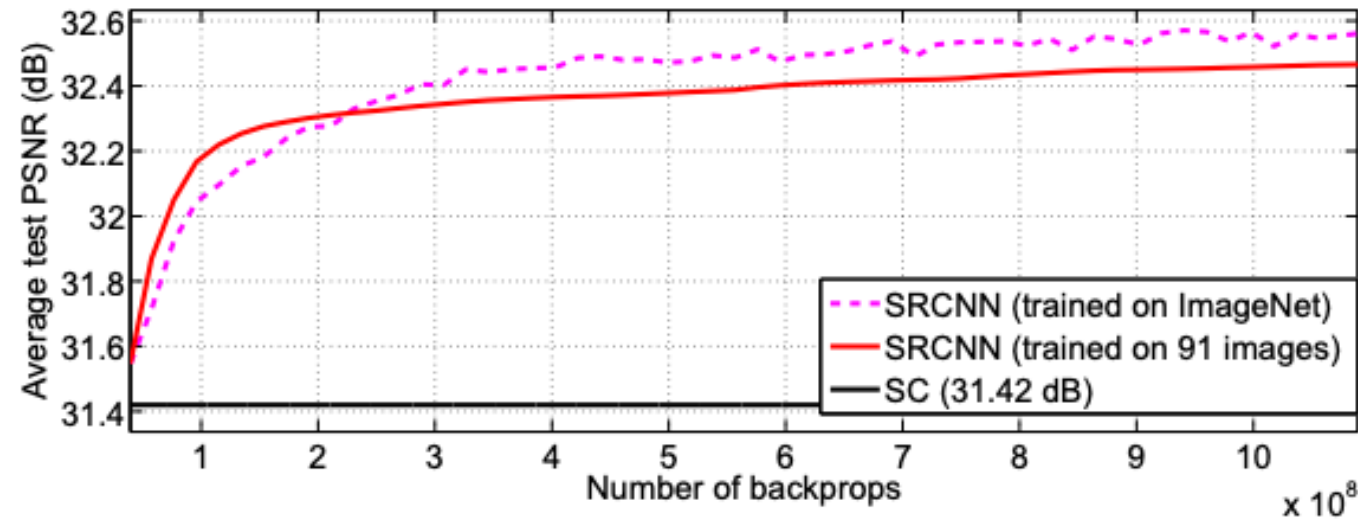
---

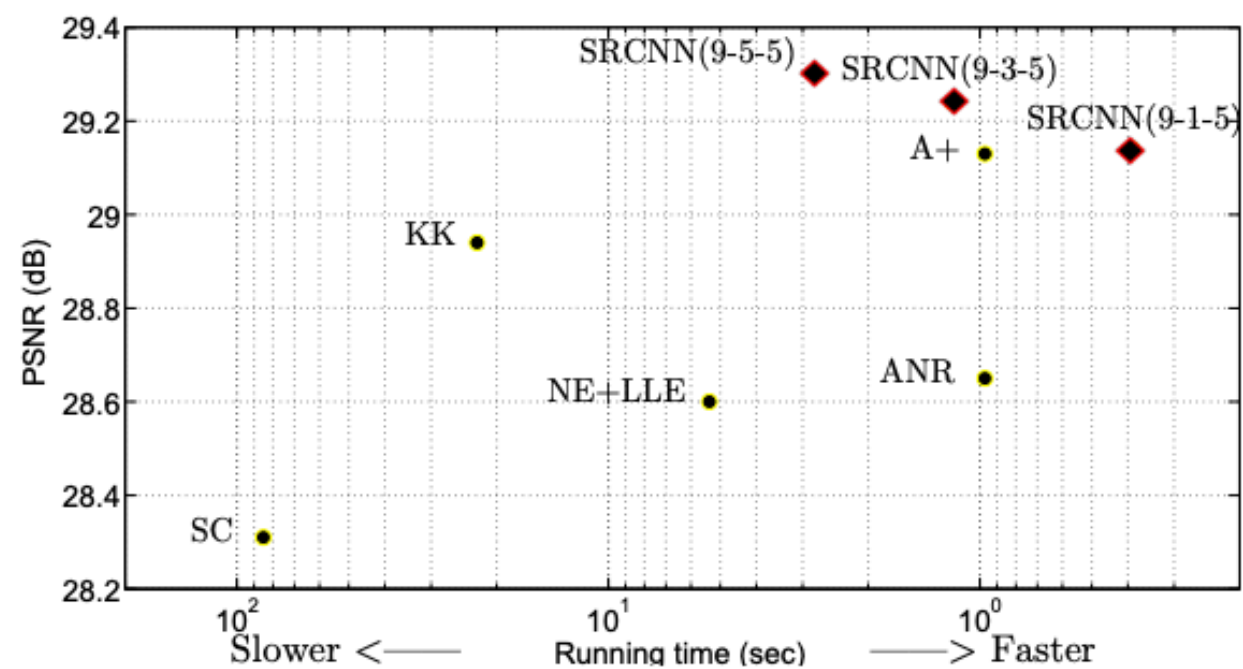
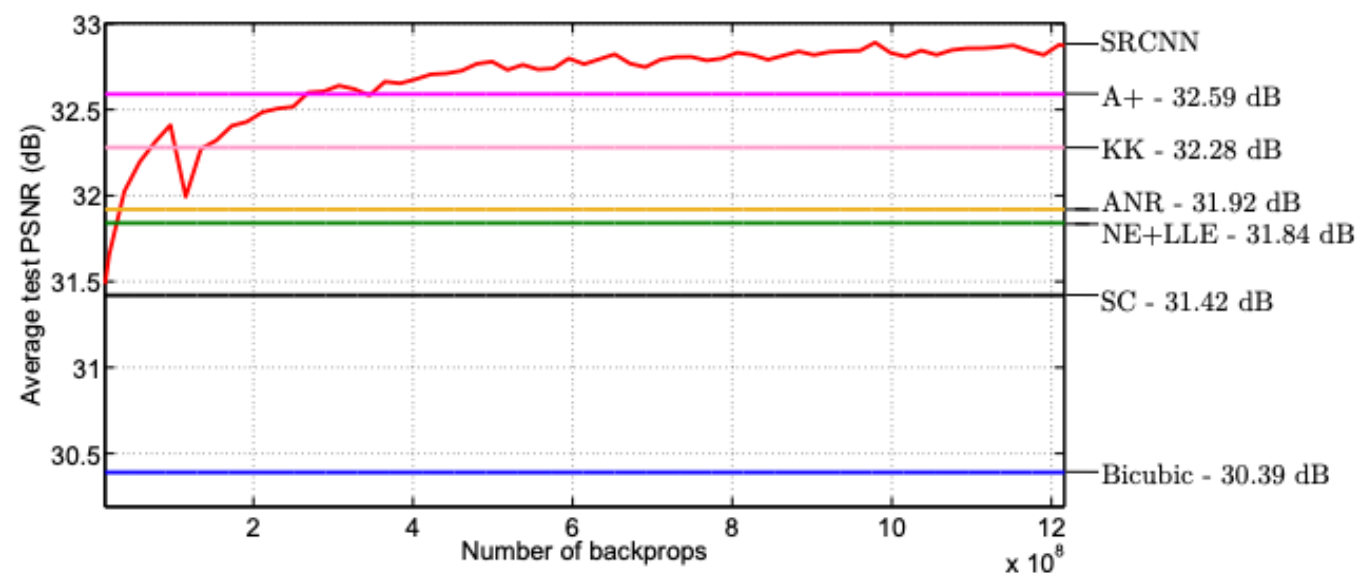
- MSE
- SGD, standard backprop
- cuda-convnet
- Data – ImageNet
  - 91-image set into 24,800 subimages
  - 395,909 image set
- Testing – Set5

# RESULTS









# EXPERIMENTS ON COLOR CHANNELS

---

- YCbCr instead of RGB
- Training on different channels

Training Strategies	PSNR of different channel(s)			
	Y	Cb	Cr	RGB color image
Bicubic	30.39	45.44	45.42	34.57
Y only	<b>32.39</b>	45.44	45.42	36.37
YCbCr	29.25	43.30	43.49	33.47
Y pre-train	32.19	<b>46.49</b>	<b>46.45</b>	36.32
CbCr pre-train	32.14	46.38	45.84	36.25
RGB	32.33	46.18	46.20	<b>36.44</b>
KK	32.37	44.35	44.22	36.32

# FUTURE WORKS

---

- FSRCNN (Fast SRCNN)
- VDSR (Very Deep SR)
- ESPCN (Efficient Sub-Pixel CNN)
- SRResNet